


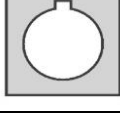
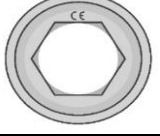




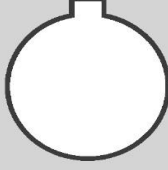


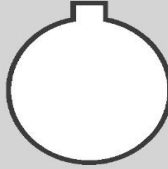



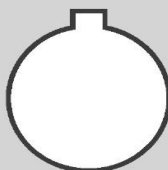





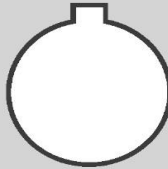



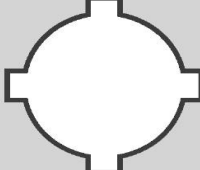

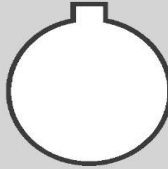





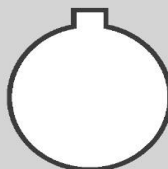



## YENİ SERİ MAKİNA BAĞLANTI ELEMANI PRİZLERİ

 TİP				
TİP	KABLO KESİTİ ÖLÇÜSÜ (mm <sup>2</sup> )	KULLANILDIĞI MAKİNALAR	PRİZ YUVASI PROFİLİ	YENİ ÜRÜN
KM - B	35 - 50 - 70	   		
KM - E	35 - 50 - 70			
KM - T1	35 - 50 - 70 (BÜYÜK İZOLATÖR)	 		
KM - T2	35 - 50 - 70	   		
KM - G	35 - 50 - 70	 		
KM - P	70 - 95	TÜM MAKİNALAR		
KM - T3	70 - 95	   		
KM - F	70 - 95	